



# ENERGY

## PRODUCT CATALOGUE



OFFICIAL  
REPRESENTATIVE  
OF





# CLYDE PNEUMATIC CONVEYING

BMT company is the official Türkiye representative of the UK-based Clyde Pneumatic Conveying (CPC) company.

CPC Company is a leading manufacturer of advanced dense phase pneumatic conveying equipment, process critical pneumatic Injection equipment and systems to the international energy, industrial and process industries.

- We are a product based business built on fifty years of experience and references with a clear focus on pneumatic conveying and injection
- We focus on small to medium new equipment projects underpinned by a strong aftermarket foundation
- We have a differentiated service offering of combined materials handling and APC capability
- We are a flexible, dynamic and agile organisation that puts customers at the centre of what we do
- We have a global network of agents, system integrators and collaboration partners covering a broad range of market sectors

# SPARE PARTS SUPPLY



Denseveyor



Dome Switch Valve




Ash Vessel



Ash Vessel Compact



D Pump



Dump Valve



# SPARE PARTS SUPPLY




Dustcatcher Dome Valve



Terminal Box




MD Pump Conical



Dome Valve




Rotofeed



PD Pump



# SPARE PARTS SUPPLY SERVICES



TD Pump



MD Pump Tube



Mechanical and Electrical  
Supervisor



# Our Core Products

## Denseveyor

The Clyde Denseveyor system is a simple, effective and highly reliable method of conveying a wide range of materials from a single collection point.

## PD-Pump

The Clyde PD-Pump is a variation of the standard Clyde Denseveyor and is used extensively within heavy industry for transporting dust and similar fluidisable materials at high efficiencies and large throughputs over 200 - 800m.

## D Pump

The Clyde D-Pump technology is our most advanced Smart pumping technology. By incorporating automatic modulation of the outlet Dome Valve we are able to transport an extremely wide range of solid materials.

## TD Pump

The Clyde TD-Pump range has been specifically designed to handle very large throughputs of fly ash (or similar fluidisable powders) at transfer distances of up to 1600m.

## Ash Vessel (Compact)

The Clyde Ash Vessel Compact has been designed specifically to handle small quantities of coarse material across a wide range of applications.

## MD Pump

The Clyde MD-Pump fly ash conveying system has been developed mainly for large capacity ESP or Fabric Filter collection systems with multiple collection hoppers.

## Ash Vessel

The Clyde Ash Vessel has been installed across hundreds of Ash Handling applications worldwide.

## Dump Valve

The Clyde Dump Valve enables a number of hoppers or silos to be fed in series. It has two operating conditions either 'dump' or 'by-pass'.

## Dome Switch Valve

The operating efficiency of all Clyde Pneumatic Conveying Systems relies upon our proven pipeline routing equipment. Incorporating our world-class Dome Valve into routing applications gives us confidence and peace of mind.

## ROTOFeed

The Clyde Rotofeed Injection technology is design to provide highly accurate and consistently controlled batch or continuous injection of material directly into a process environment, such as blast furnace or power boiler or similar.

## The Original Dome Valve

The operating efficiency of all Clyde Pneumatic Conveying systems relies upon our unique Dome Valve, currently installed in over 100,000 applications worldwide.

## Dustcatcher Dome Valve

The Dustcatcher Dome Valve, purposely designed bulk materials shutoff valves for use in the main dust collection process line of any blast furnace.




## Terminal Box

The Clyde Terminal Box is used as a conveying pipeline termination. It is used at the end of the pneumatic conveying pipeline either on single or multi reception point applications in conjunction with Clyde Dump Valves.



# CLYDE PNEUMATIC CONVEYING

We are proud of the certificate given to our company by Clyde Pneumatic Conveying for our superior business performance as their main partner in Europe.



## CERTIFIED RESELLER CERTIFICATE



## BMT Enerji Servis A.S.

BMT Enerji Servis A.S. has been awarded the status of Certified Reseller and is hereby authorised to sell and distribute original Clyde Pneumatic Conveying Ltd Dome Valve spare parts in the Turkish markets.

It indicates that the company is holding itself with high standards, offers genuine great service and is highly competent to offer Clyde Pneumatic Conveying Dome Valve spare parts with added assurance and back-up from the original Dome Valve producer.

**Craig A. Buckley**  
Sales & Marketing  
Director

May 2024







## PRODUCT CATALOGUE

### CONTACT

Arwen Merlin Plaza Yenişehir  
Mah. Mustafa Akyol Sk. A Blok  
No:7A/64 34912  
Pendik / İstanbul

[info@bmtpps.com](mailto:info@bmtpps.com)

+90 216 504 25 00